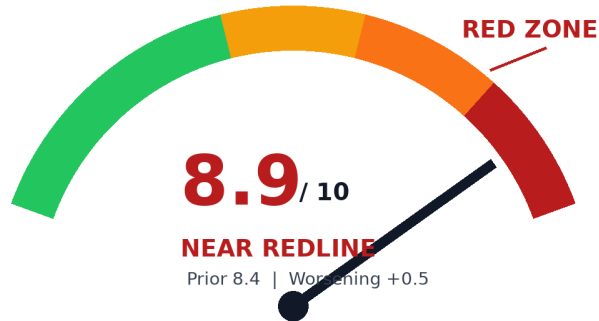


DEMOCRACY REDLINE

DEMOCRACY REDLINE

March 2026 formal report



March 2026 Formal Report

Democracy Redline Index: 8.9 / 10

March moved the index from 8.4 to 8.9 as press freedom, election administration, court compliance, executive power, and military/intelligence neutrality all sharpened as risk categories.

8.9 CURRENT	8.4 PRIOR	NEAR REDLINE STATUS
-----------------------	---------------------	-------------------------------

Bottom line: Severe erosion one step below explicit Red Zone conditions.

Report month March 2026	Direction Worsening +0.5	Period March 2026 published scorecard	Biggest move A triggered press-freedom redline and a federal-election-override Watch signal widened the constitutional-risk pattern.
-----------------------------------	------------------------------------	---	--

What changed this month

The final pre-Red Zone baseline widened across multiple institutions.

The March scorecard described a broader escalation across press freedom, election administration, court compliance, and executive power. The report stated that March moved the index from 8.4 to 8.9 because a triggered press-freedom redline and a new federal-election-override Watch signal widened the danger pattern beyond domains that had already deteriorated earlier in the month.

Key scorecard signals <ul style="list-style-type: none"> The March scorecard recorded Military / Intelligence Neutrality at 8.8. Rule of Law & Court Compliance was recorded at 8.7. Election Integrity was recorded at 8.6. 	What moved the meter <p>The meter rose sharply because March no longer read as a one-domain spike. The highest categories included military/intelligence neutrality, rule-of-law and court compliance, election integrity, due process, and coercive state power. The report kept the system just below formal breakdown risk, but warned that further redline movement could produce a faster jump than ordinary monthly drift.</p>	Report status <p>This formal report backfills a published February/March scorecard into the current report format.</p>
--	---	---

Top score drivers

The monthly score reflected documented stress across several democratic-function categories.

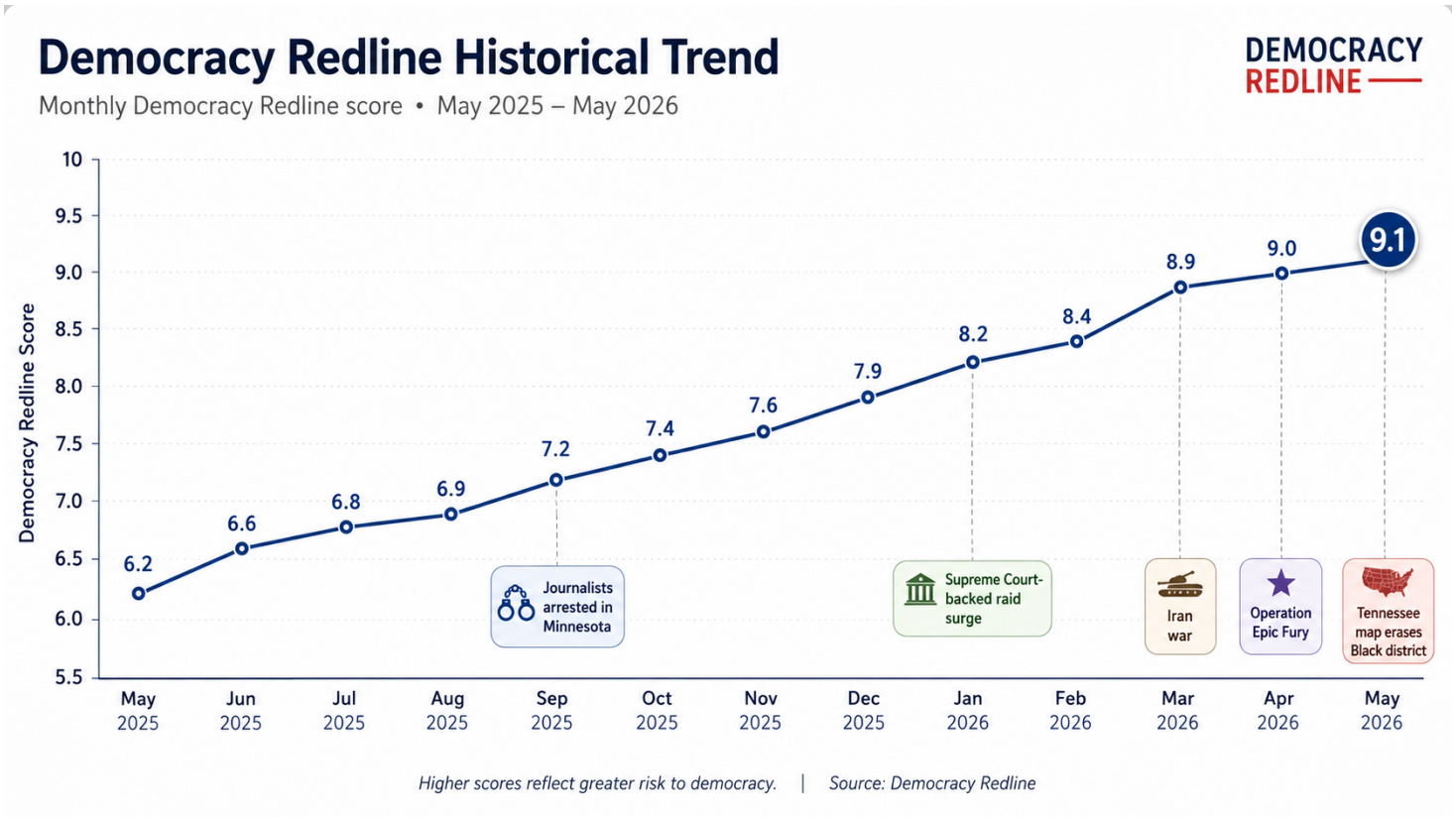
Driver	Status	Interpretation
Press freedom redline	Triggered	The March report identified journalist charges for routine reporting as a triggered redline indicator.
Election override risk	Watch	Federal override of certified election results moved to Watch, broadening the pattern into election administration.
Military / intelligence neutrality	Severe	The March category scorecard recorded Military / Intelligence Neutrality at 8.8.
Court compliance and rule of law	Severe	Rule of Law & Court Compliance was recorded at 8.7, keeping courts and compliance near the top of the risk stack.

Category scorecard

Category	Score/status	Interpretation
Rule of Law & Court Compliance	8.7	Court compliance remained one of the highest-risk categories.
Habeas Corpus & Due Process	8.5	Due-process risk remained at a severe level.
Coercive State Power	8.2	Coercive state power continued to rise.
Weaponized Justice	8.0	Justice-system pressure was in the severe-erosion band.
Election Integrity	8.6	Election-administration risk intensified sharply.
Press Freedom	7.4	Press freedom rose alongside the triggered journalist-charges indicator.
Civil Society	6.8	Civil-society risk remained elevated.
Institutional Oversight	8.0	Oversight was in the severe-erosion band.
Military / Intelligence Neutrality	8.8	The highest March category, one step below explicit Red Zone territory.

Historical trajectory context

March 2026 in the escalation sequence



March 2026 helps close the formal report bridge between January 2026 and the April/May Red Zone reports. The purpose is to show direction, intensity, and accumulation across the monthly record.

Prior score	Current score	Status
8.4	8.9	Near Redline

How this score is grounded

Evidence, interpretation, and score impact are separated.

The score is a structured civic-risk judgment based on the published scorecard record and the public-record source stack described in the methodology. It is not a poll or a prediction.

Fact	Interpretation	Score impact
Observable public actions, court rulings, official statements, documented enforcement activity, and major reporting.	Why those events matter for democratic function, institutional independence, civil liberties, and rule-of-law constraints.	How the evidence affected the monthly risk assessment, especially when categories reinforced one another.

Key evidence and benchmark events

The March scorecard recorded Military / Intelligence Neutrality at 8.8.	Rule of Law & Court Compliance was recorded at 8.7.	Election Integrity was recorded at 8.6.
The Redline Tracker marked journalists criminally charged for routine reporting as Triggered.	The Redline Tracker marked federal override of certified election results as Watch.	

Methodology note

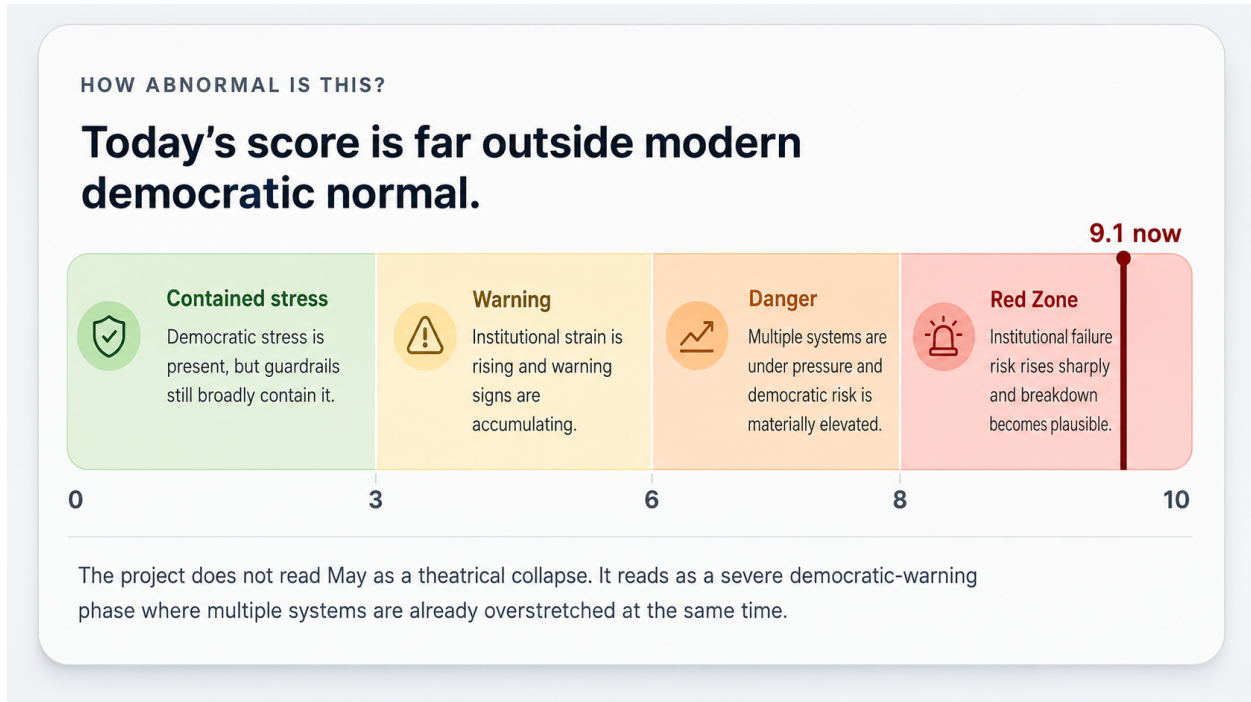
Published-scorecard backfills use the current Democracy Redline report structure to preserve earlier scorecard records in a consistent public format. These records are best read as sequence documents showing persistence and accumulation across months.

What to watch next

Forward indicators for the next reporting period

<p>Court orders</p> <p>Whether court orders produced visible compliance steps, deadlines, and consequences for delay.</p>	<p>Routine reporting</p> <p>Whether criminalizing ordinary protest coverage triggered coordinated legal and civic response.</p>	<p>Election records and custody</p> <p>Whether ballots, equipment, and certification records stayed inside lawful procedures with transparent oversight.</p>
--	--	---

Companion visual



This companion graphic explains why high institutional-stress scores should not be treated as ordinary political volatility.